

# BDC 7 ... 18 GHz Single Directional Coupler

## STANDARD MODELS

Model	Part Number	Frequency Range	Coupling dB	Power Pmin W	Insertion Loss max dB	Directivity min dB	VSWR max Main Line	Main Line Connectors	Coupling Line Connector(s)
BDC 7018-10/50S	10013498	7 ... 18 GHz	10 ±1.4	50	0.7	15	1.4:1	SMA-f/SMA-f	SMA-f



Technical drawing(s) on next page(s)

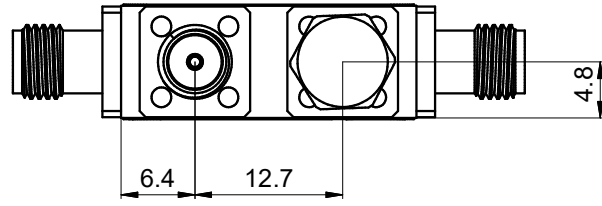
## OPTIONS

X) custom frequency range and custom coupling attenuation upon request

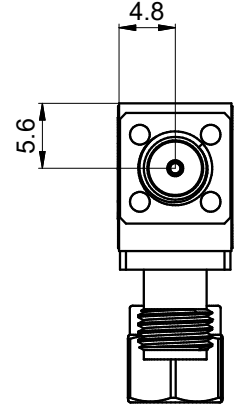
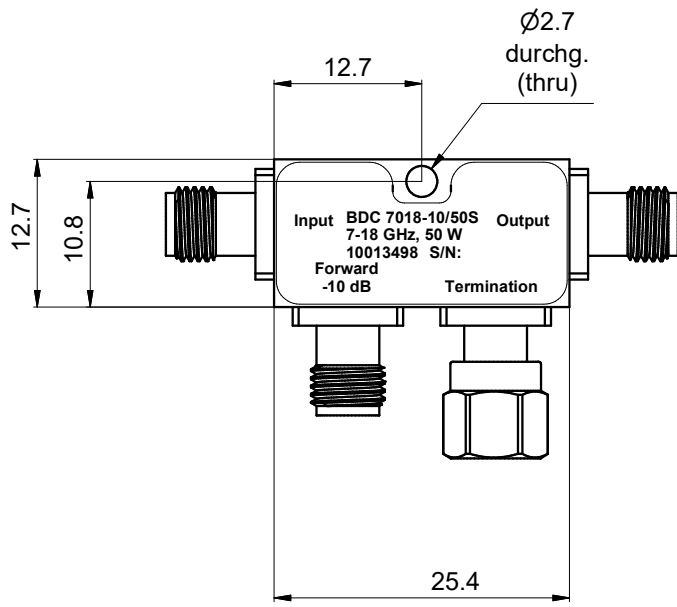
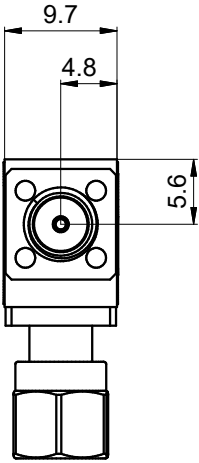
Dieses Dokument ist Eigentum der Firma Bonn Elektronik GmbH. Vervielfältigung und Veröffentlichung ohne ausdrückliche Genehmigung ist untersagt. Änderungen im Sinne des technischen Fortschritts können ohne Vorankündigungen vorgenommen werden. Wenn nichts anders angegeben alle Maße in Millimeter.

This document is the property of Bonn Elektronik GmbH. Reproduction and release without express permission is strictly prohibited. We reserve the right to introduce modifications without prior notification, where they serve technical progress. Unless otherwise indicated all dimensions in millimeters.

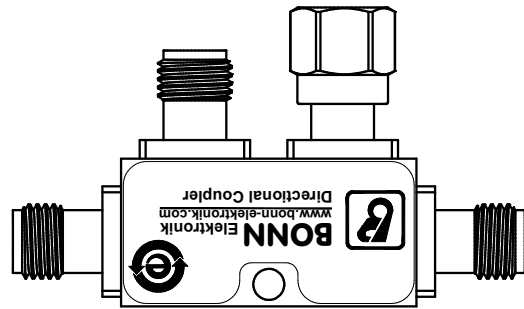
A



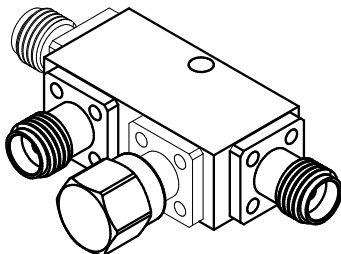
B



C



D



Product Information		Entwurf 07.04.2025 Bonn
10013498		Zeichnung 07.04.2025 Afsal
Directional Coupler		Prüfung
BDC 7018-10/50S		Blatt 1-1
 <small>info@bonn-elektronik.com • www.bonn-elektronik.com</small>		Freigabe 07.04.2025 Bonn