

# BDC 1 ... 18 GHz Single Directional Coupler

## STANDARD MODELS

Model	Part Number	Frequency Range	Coupling dB	Power Pmin W	Insertion Loss max dB	Directivity min dB	VSWR max Main Line	Main Line Connectors	Coupling Line Connector(s)
BDC 1018-40/400S	10020924	1 ... 18 GHz	40 ±2.2	400	0.8	10	1.6:1	N-f/N-f	SMA-f



Technical drawing(s) on next page(s)

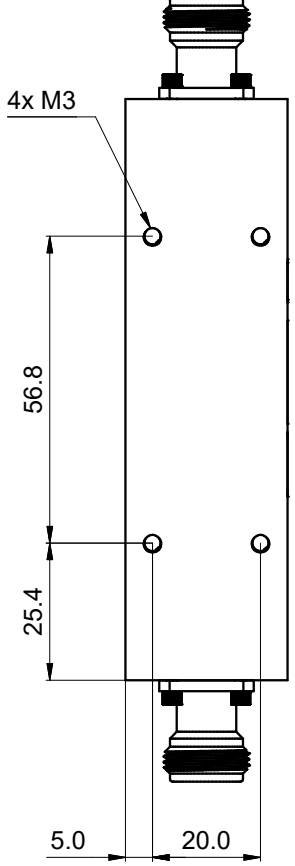
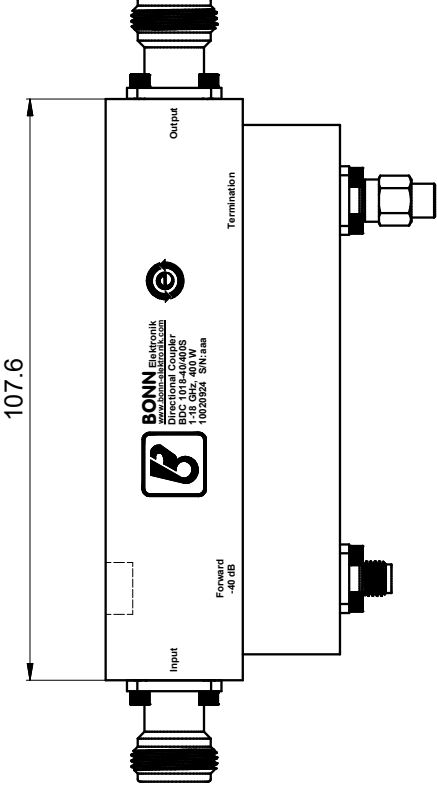
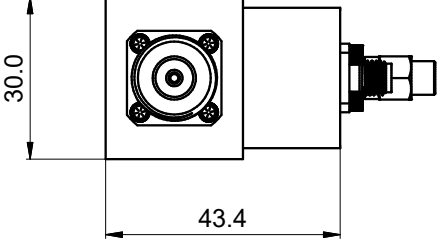
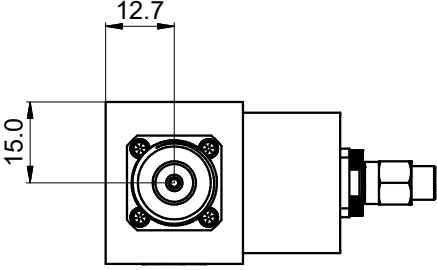
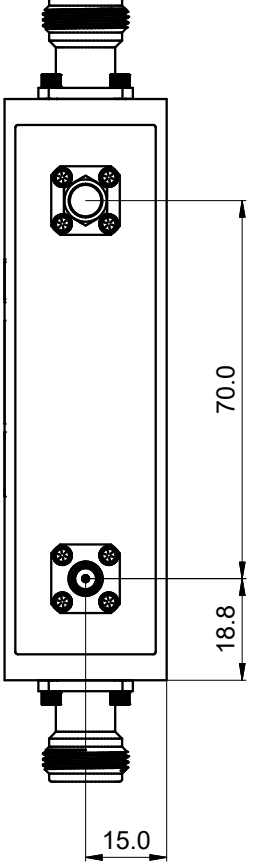
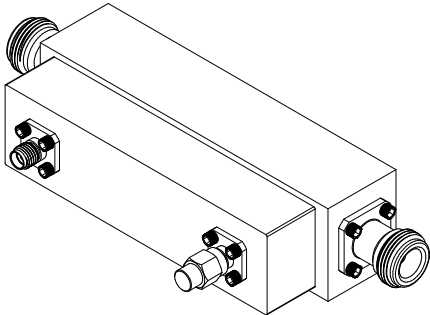
## OPTIONS


X) custom frequency range and custom coupling attenuation upon request

This document is the property of Bonn Elektronik GmbH.  
 Reproduction and release without express permission is strictly prohibited.  
 We reserve the right to introduce modifications without prior notification, where they serve  
 technical progress. Unless otherwise indicated all dimensions millimeters.

Dieses Dokument ist Eigentum der Firma Bonn Elektronik GmbH.  
 Vervielfältigung und Veröffentlichung ohne ausdrückliche Genehmigung ist untersagt. Änderungen im  
 Sinne des technischen Fortschritts können ohne Vorankündigungen vorgenommen werden. Wenn  
 nichts anders angegeben alle Maße Millimeter.

A  
 B  
 C  
 D



Product Information		Entwurf 28.06.2021 Bonn
10020924		Zeichnung 28.06.2021 Bhu
Directional Coupler		Prüfung
BDC 1018-40/400S		Blatt 1-1
		Freigabe 10.10.2024 Bonn
<a href="mailto:info@bonn-elektronik.com">info@bonn-elektronik.com</a> • <a href="http://www.bonn-elektronik.com">www.bonn-elektronik.com</a>		